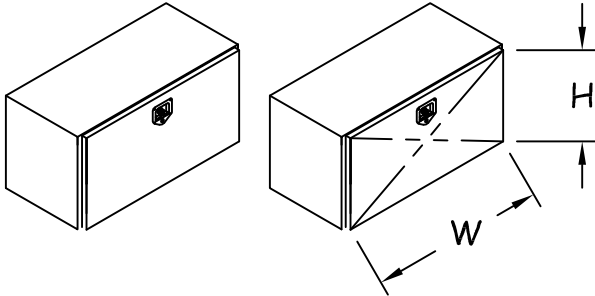


ELKHART, IN 46515
 Phone (574) 295-6641
 Fax (574) 295-7537

CUSTOMER: _____

DATE: _____

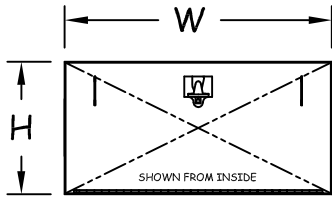
1) What is the overall height and width of your toolbox?



H_____ W_____

1a) Circle door type

2) What is the height and width of your door?

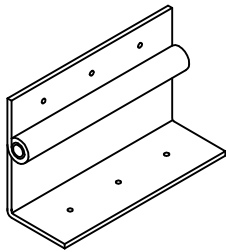


H_____ W_____

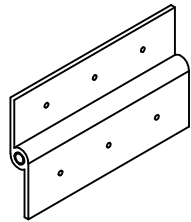
2a) Does door have a cross-break (X)?

Yes No

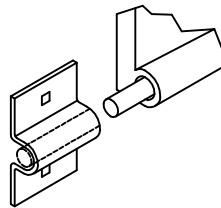
3) What does your hinge look like? Circle below:



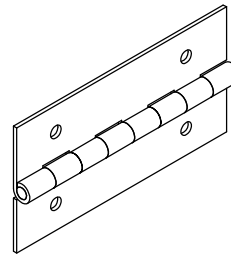
L-Hinge



Reverse Swedge



Pin Style



Flat Hinge

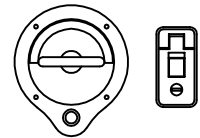
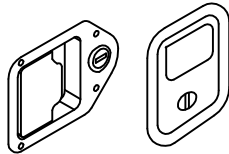
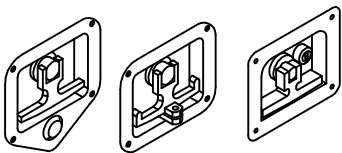
4) What kind of latch?

A. T-HANDLE

B. PADDLE

C. ANCHOR (VECTOR)

D. OTHER



5) What material is your door? Circle below:

A) Steel B) Stainless Steel C) Diamond Aluminum D) Smooth Aluminum

6) What color is your door? Circle below:

A)Black Gloss B) Black Textured C) White D)White Textured E)Other