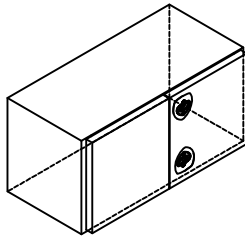
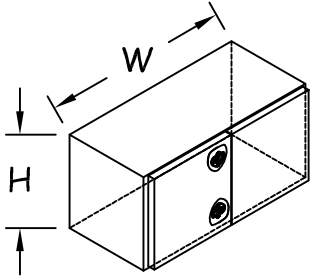


ELKHART, IN 46515
 Phone (574) 295-6641
 Fax (574) 295-7537

CUSTOMER: _____

DATE: _____

1) What is the overall height and width of your toolbox?

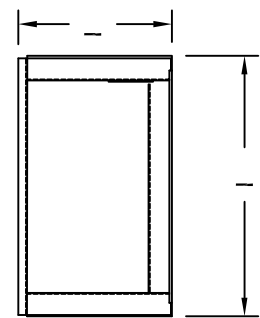
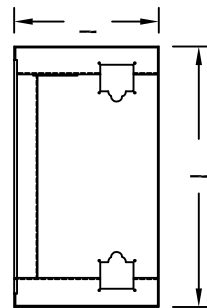
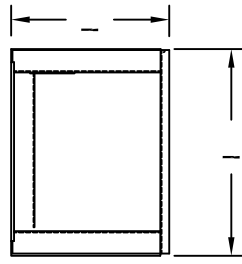
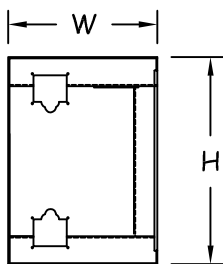
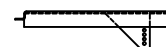
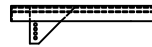
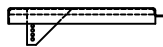
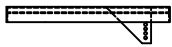


H_____ W_____

1a) Circle Road Side or Curb Side

ROAD SIDE

CURB SIDE



LEFT HAND
ROAD SIDE

RIGHT HAND
ROAD SIDE

RIGHT HAND
CURB SIDE

LEFT HAND
CURB SIDE

2) What is the height and width of your door?

H_____ W_____

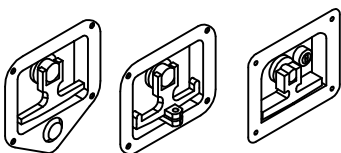
3) What kind of latch?

A. T-HANDLE

B. PADDLE

C. ANCHOR (VECTOR)

D. OTHER



4) What material is your door? Circle below:

A) Steel B) Stainless Steel C) Diamond Aluminum D) Smooth Aluminum

5) What color is your door? Circle below:

A)Black Gloss B) Black Textured C) White D)White Textured E)Other